



eVidyaloka

To Educate ~ Anywhere Anytime

Annual Report – FY 2013- 14

This document captures a detailed note on how the financial year 2013-14 looked like for eVidyaloka Trust.

Table of Contents

Beginning of a Mission ...	3
Vision:.....	3
Mission:.....	3
Values:.....	3
The three year strategy plan.....	4
Plan for FY 13-14.....	6
Operations:	6
Centre Management:.....	6
Class Delivery	6
Learning Outcome.....	7
Volunteer Management.....	7
Partner’s Segment.....	7
Government Engagement:.....	8
Organization Update.....	8
Annual Events	8
Visual glimpses into Academic Year 2013-14	9
Financials.....	15
Balance Sheet.....	16
Income & Expenditure Statement	17
Receipts & Payments	18
Donor Information	18
Institutional Donors	18
Individual Donors	18
Conclusion.....	18

Beginning of a Mission ...

The 2 year pilot was successful. 120 children were taught by 25 teachers across 5 centers in 3 states. Overcoming challenges in operations, teacher's learning curve, partner's unquestioned belief, and certain myths were broken,

- How can internet be stable and available in a rural village
- How can village people adopt such sophisticated technology and model
- How can a child connect emotionally with a virtual teacher
- How can a teacher control a class without able to have a physical access to the classroom

eVidyaloka model clearly came out to be a worthy proposition to be invested more for the following reasons:

- The children absolutely loved it
- A remote teacher developed a strong emotional connect with his/her children
- Not a single partner/school attrition, due to non-belief in the value of the model

The real mission of eVidyaloka began in April 2013, with the launch of scaling up and productionizing the model. Many questions and temptations were in front of us:

- Go to government now
- Get media coverage and make it popular

The think tank – the formal advisory board was expanded to add few more believers. Heads were put together and a Clear vision and Strategy was arrived at for the next 3 years, with a strong set of values.

Vision:

To create a Knowledgeable & Empowered rural India through quality education.

Mission:

Connecting passionate volunteers to provide Quality education for Rural Children

- In partnership with Government and local communities.
- Leveraging technology to empower learning ecosystem

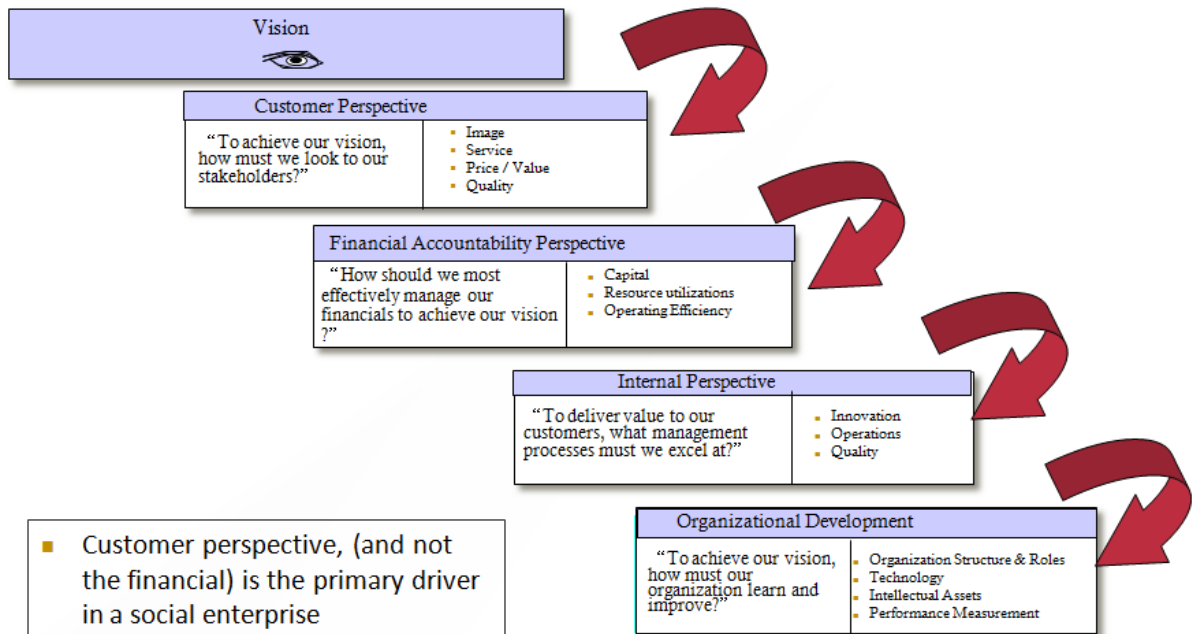
Values:

- Selflessness : Nothing is 'MINE'
- Integrity : Non-negotiable
- Passion : Giving time to educate
- Execution : Committed to make things happen

The three year strategy plan

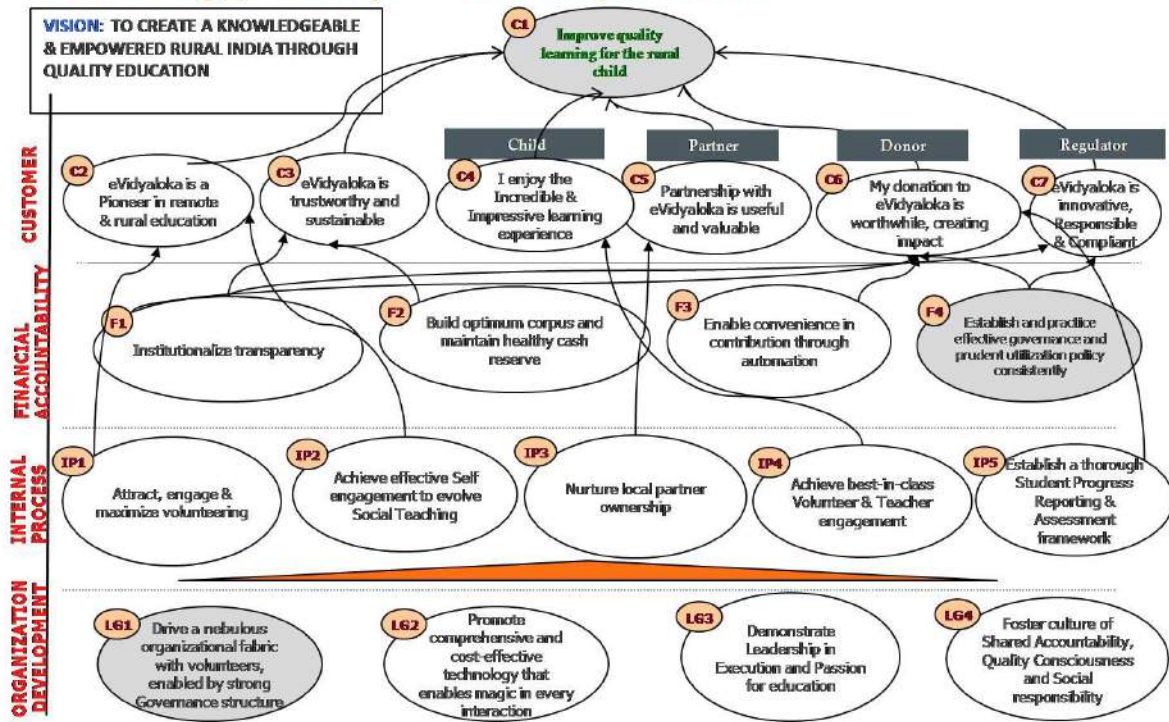
A comprehensive balance scorecard exercise was conducted over a period of 8 weeks which began by establishing the Vision, articulating the Mission and started to identify the Strategic objectives for eVidyaloka, for the next 3 years:

The below process was approached in laying out the various strategic objectives:

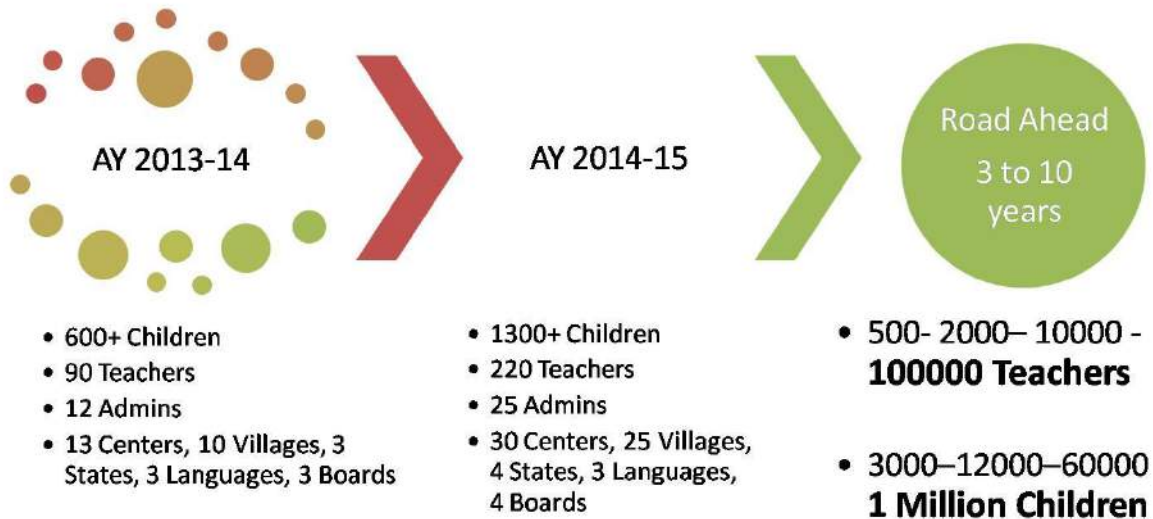


And the Strategy was:

Strategy Map – eVidyaloka



The overall plan was established as:



Plan for FY 13-14

Number of Children to be reached	:	600+ Children
Number of Villages/Centres	:	13 Centres
Number of Teachers to be mobilized	:	120 Teachers
Number of States/Languages	:	Three (Tamil, Telugu and Hindi)

Operations:

Centre Management:

Centres continued from the previous Academic Year:

Cluster	State	Tamil Nadu	Andhrapradesh	Jharkhand
Coimbatore		TopSlip		
Perambalur		Vidhyashram		
Repalle			Juvvalapalem	
Tiruvuru				
Ranchi				Tikratoli – Hira Tikratoli – Moti

New locations Added:

Cluster	State	Tamil Nadu	Andhrapradesh	Jharkhand
Coimbatore		Karattupalayam		
Vellore		Kavasampattu		
Repalle			Kishkindapalem Pesarlanka – Vajralu Pesarlanka – Mutyalu	
Tiruvuru			Rolupadi	
Ranchi				Chachgura – Hira Chachgura Moti

Class Delivery

Below is the centre wise Summary of Start date of the Classes, number of Offerings/Teachers allotted and children enrolled

No	Centre	Start Date	No of Teachers	No of Children	Sessions Delivered	% Children Attendance
1	TopSlip	16-04-2013	9	36	88	72%
2	Vidhyashram	01-03-2011	8	45	210	82%
3	Kavasampattu	24-10-2013	6	30	Not Avlbl	Not Avlbl

4	Juvvalapalem	06-12-2010	5	18		
5	Kishkindapalem	20-06-2013	6	42	130+	70%
6	Pesarlanka – V	20-06-2013	11	97	120+	77%
7	Pesarlanka – M	31-10-2013	Presented	Together	With	Vajralu
8	Rolupadi	08-07-2013	5	44		
9	Tikratoli – Hira	14-03-2011	17	99	250+	46%
10	Tikratoli – Moti	25-06-2013	Presented	Together	With	Hira
11	Chachgura – Hira	16-10-2013	10	65	50+	~60%
12	Chachgura – Moti	28-10-2013	Presented	Together	With	Hira
13	Karattupalayam	08-11-2013	Na	42	Na	na

Learning Outcome

Formal assessments were conducted in the Term 3 of this academic year. A consolidation across the offerings reflected the summary as below:

- More than 70% of children were able to score 50% or more in the administered standard assessment
- Bridge curriculum was delivered and a general assessment was performed, to diagnose the children base learning levels

Volunteer Management

Break up of Volunteer details is as per the below table:

	Hindi	Tamil	Telugu	Others
Total Sign Ups	117	85	54	152
Actively Engaged Teachers	23	39	32	6
Actively Engaged Class Admins	2	2	4	na

Partner's Segment

Local grass roots level NGO partners continue to be the critical tenet of eVidyaloka's operating model. The Partner Engagement Framework was evolved continuously and at the end of the year, a structured due diligence process was established.

The followed partners were continued from the previous academic year:

- Wild Wings Trust, Coimbatore
- Human Upliftment Trust, Perambalur
- Eureka Foundation, Chennai
- Parivartan Foundation

- Sahyog Miter, Ranchi

The following new partners were identified and engaged with:

- RISE, Gobichettipalayam
- Kllaru Foundation

Government Engagement:

- For all new centres, BEO permission was obtained before establishing the Digital Class room.
- Periodic updates were done with the School headmaster and the concerned teachers
- Online teacher – School teacher sessions were facilitated to create a common delivery plan

Organization Update

- eVidyaloka started to function out of a formal workplace shared in the basement of Headrun Technologies
- The first employee – Executive Director was onboarded and the year ended with 2 full time employees
- The informal advisory board of 3 members was continued and the a formal advisory board of 4 members established

Annual Events

Event	Details
eTeacher’s Day 2013	<ul style="list-style-type: none"> • Held online for two sessions • Key note speakers were – Mrs. Suryavathi & Mr. V. Ramkumar • Number of Participants – 30 • Watch in YouTube
Children’s Day	<ul style="list-style-type: none"> •
Field Trips:	<ol style="list-style-type: none"> a. TopSlip, Repalle centers was visited by Venkat & Ram in Aug ‘13 b. JH Centers were visited by Venkat & Akash in Jan ‘14

Visual glimpses into Academic Year 2013-14

eVidyaloka children from TopSlip and Pesarlanka were trained by Rahul Dravid in Bangalore:



Digital Classroom being taken to Kavasampattu village:



Children at TopSlip:



Feedback from Repalle Headmasters:



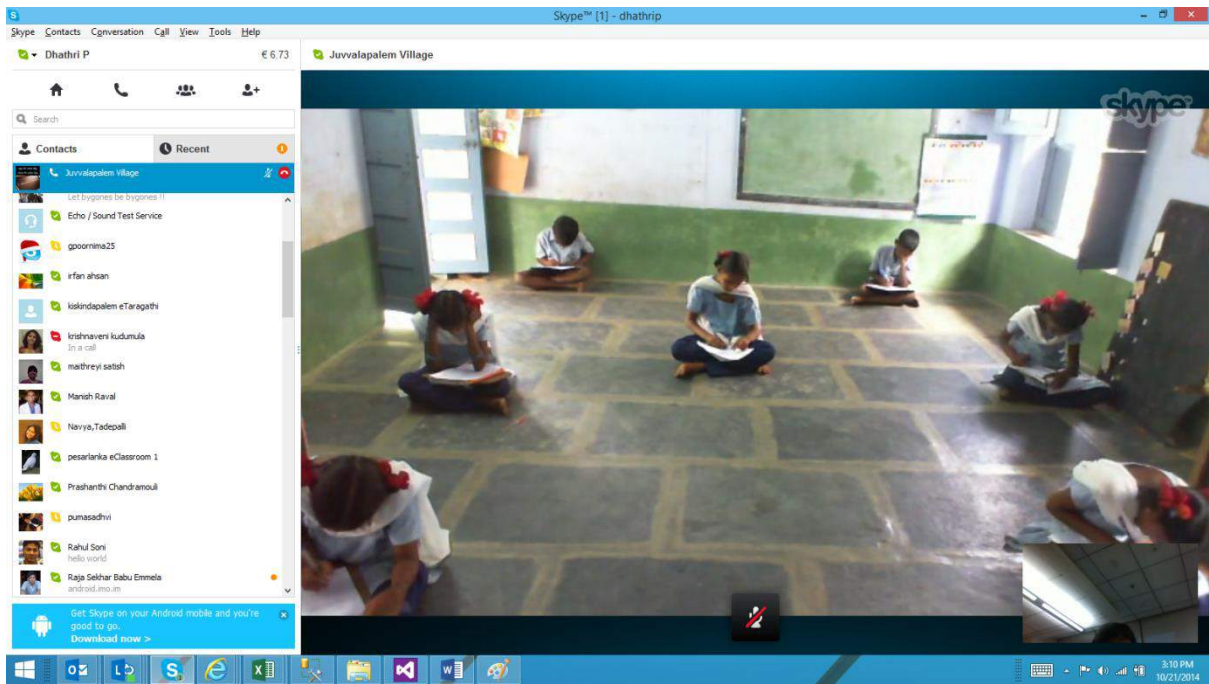
Feedback from Parents in Tikratoli:



Individual attention to the child from the online teacher:



Assessment in Progress:



An activity being performed by a children, guided by an online teacher:



A science experiment being shown by an online teacher:



Financials

The total annual budget was estimated

Balance Sheet

EVIDYALOKA TRUST

F-002 Purva Fairmont, 24th Main, Sector 2, HSR Layout, Bangalore - 560102


Balance Sheet as at March 31, 2014

Amount in Rs.

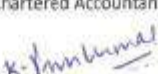
	As at March 31, 2014		As at March 31, 2013	
LIABILITIES				
CORPUS FUND				
Balance as per last balance sheet	73,000		25,000	
Add: Additions during the year	<u>400,000</u>	473,000	<u>48,000</u>	73,000
RESERVES AND SURPLUS				
Excess of Income over Expenditure				
Balance as per last balance sheet	128,434		72,847	
Add: Additions during the year	<u>147,924</u>	276,358	<u>55,587</u>	128,434
CURRENT LIABILITIES				
Sundry Creditors		353,544		312,670
		<u>1,102,902</u>		<u>514,104</u>
ASSETS				
FIXED ASSETS				
(As per Schedule)		128,796		88,163
BALANCE AT BANK				
Current Account		622,391		424,226
Fixed Deposits		350,000		-
CASH IN HAND				
		1,715		1,715
		<u>1,102,902</u>		<u>514,104</u>

TRUSTEES

As per our Report of even date
for Vepa & Co.
Chartered Accountants


Venkataraman Sriraman


Satish Viswanathan


K. Prem Kumar

Income & Expenditure Statement

EVIDYALOKA TRUST

F-002 Purva Fairmont, 24th Main, Sector 2, HSR Layout, Bangalore - 560102

Income and Expenditure Account for the year ended March 31, 2014

Expenditure	For the year ended March 31, 2014	For the period ended March 31, 2013	Income
To Bank Charges	1,095	650	By Donations Received
To Study Centre Running charges	143,730	30,063	By Other Receipts
To Event - Marathon Expenses Payable	4,000	4,000	
To Portal Development & Logo Expenses	-	154,000	
To Printing and Stationery	21,283	-	
To Study Centre Running charges (outstanding)	105,667	57,163	
To Audit Fees Payable	17,000	8,427	
To Salaries Paid (Gross)	990,000	-	
To Salaries Payable	100,000	-	
To Website Portal Fee & Software Charges Payable	9,000	187,080	
To Income Tax Paid A.Y 2012-13	-	7,543	
To Interest on TDS	1,250	-	
To Travel and Conveyance Charges Payable	113,225	-	
To Depreciation	99,412	62,127	
To Excess of Income over Expenditure trfd. to Corpus Fund	147,924	55,587	
	<u>1,753,585</u>	<u>566,640</u>	

TRUSTEES




Venkataramanan Sriraman

Place: Bangalore
Date: 30/7/2014



Satish Viswanathan

As per our Report of even date
for Vepa & Co.
Chartered Accountants.



K. Prem Kumar

Partner
M. No. 211021
FRN 0046795

Receipts & Payments

EVIDYALOKA TRUST

F-002 Purva Fairmont, 24th Main, Sector 2, HSR Layout, Bangalore - 560102

Receipt and Payment Account for the year ended March 31, 2014

Receipts	For the year ended March 31, 2014	For the period ended March 31, 2013	Payments
To Opening Balance			By Bank Charges
State Bank of India	424,226	93,786	By Purchase of Fixed assets - LCD TV & Computers for class
Cash in Hand	1,715	1,258	By Study Centre Running charges
To Corpus Donation	400,000	48,000	By Event - Marathon Exps
To Donation Received	1,753,585	566,640	By Salary Expenses (Net of TDS Rs. 83,340)
			By Portal Development & Logo Expenses (N
			By Audit Fee Paid
			By Printing and Stationery
			By Bank Fixed Deposits
			By Income Tax Paid A.Y 2012-13
			By Interest on TDS
			By TDS Paid
			By Closing Balance
			State Bank of India
			Cash in Hand
	<u>2,579,526</u>	<u>709,684</u>	

TRUSTEES



Venkataramanan Sriraman


Place: Bangalore

Date: 30/7/2014



Satish Viswanathan

As per our report of even date for Vega & Co.
Chartered Accountants



K. Prem Kumar

Partner

M. No. 211021

FRN 0046795

Donor Information

Institutional Donors

- Headrun Technologies Private Limited
- Sri Rajalakshmi Foundation

Individual Donors

- Viswanathan Thiagarajan
- Satish Viswanathan
- Shankar Ananthnarayanan
- Raman Arunachalam
- Sreedhar Perim
- Kulo Rajasekaran

The complete list of Donors can be viewed at – [Know the Donors](#)

Conclusion

Net, net, it was an year, where the convictions got strengthened, the support base amidst the community increased and inspiration levels to learn in children, continued to remain in a high.